

Our Services Include

Breast Imaging

- Digital Mammography with Computer-Aided Detection
- Breast Ultrasound
- Breast-Specific Gamma Imaging (BSGI)
- Breast MRI (in conjunction with West Mifflin Imaging)

Breast Biopsy

- Stereotactic (mammogram-guided)
- Ultrasound-guided
- MRI-guided

Osteoporosis Testing

- Dual-Emission X-ray Absorptiometry (DXA)

Ultrasound

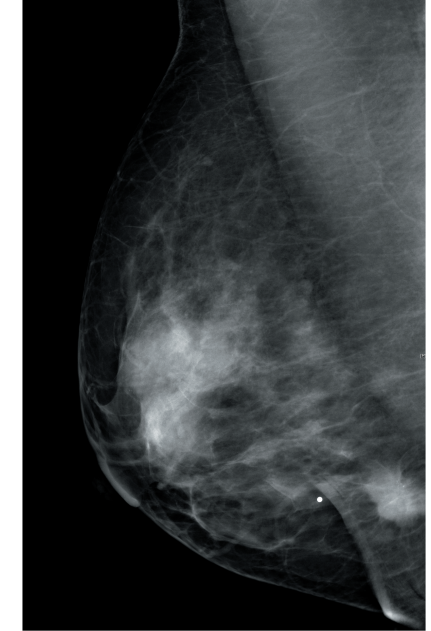
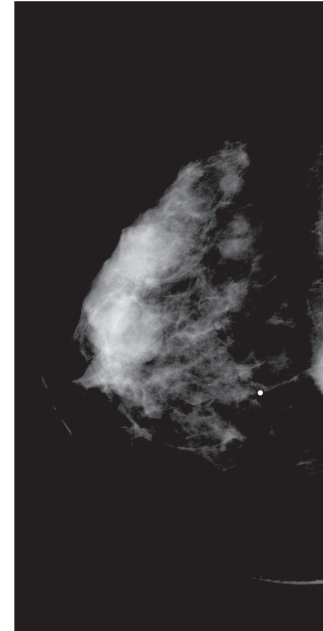
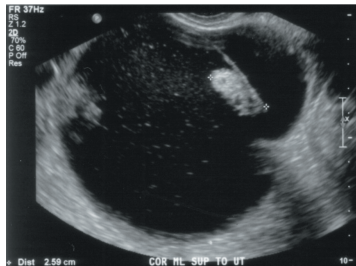
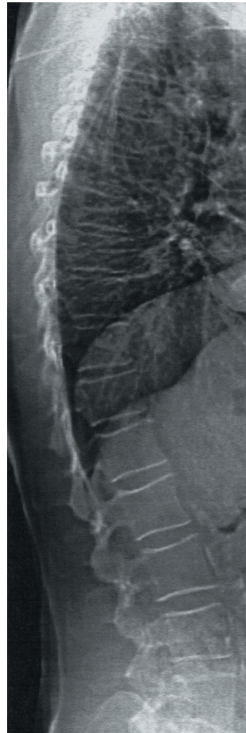
- Including 3D and 4D Sonography

Commonly imaged areas include:

- Female pelvic organs
- Fetus
- Breasts
- Thyroid gland
- Kidneys
- Liver
- Gallbladder
- Testicles
- Leg veins
- Carotid arteries

Other Procedures

- Sonohysterography
- Thyroid Biopsy



We are a group of radiologists dedicated to providing expert, customized care to our patients and are committed to treating everyone with dignity and courtesy. As a private practice, we offer a more pleasant and private environment than the typical hospital setting.

All tests are interpreted promptly. Mammogram results are usually given to our patients before they leave the office. We pride ourselves on being able to schedule appointments in a timely fashion, particularly emergency exams.

For our pregnant patients, we are happy to give ultrasound pictures of their baby. This can be provided on CD or DVD, upon request.

All of our doctors are Board-certified radiologists. We are accredited in mammography by the American College of Radiology and in sonography by the American Institute of Ultrasound in Medicine. We are certified by the International Society for Clinical Densitometry.